

Taking off (doffing) Personal Protective Equipment (PPE)

1 Remove gown & gloves



A. Grasp gown in front and pull away from your body until the ties break, touching outside of gown only with gloved hands.



B. Fold or roll the gown inside out into a bundle, as you are removing the gown, peel off your gloves at the same time, only touching the inside of the gloves and gown with your bare hands.

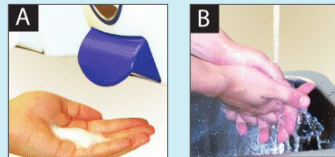


C. Place gown and gloves into the appropriate waste container.



Outside of gloves, gown front and sleeves are contaminated – DO NOT TOUCH

2 Hand hygiene



- A.** Using an alcohol-based hand rub is the preferred way to clean your hand. Rub for 20 seconds.
- B.** If your hands are visibly soiled (look or feel dirty), soap and water must be used to wash your hands. Wash for at least 20 seconds.

3 Remove eye protection

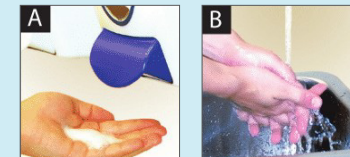


- A.** Handle only by headband or earpieces.
- B.** Carefully pull away from face.
- C.** Put reusable items in appropriate area for cleaning.
- D.** Put disposable items in the garbage.

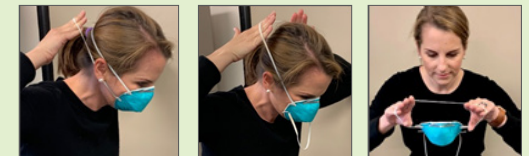
4 Exit the room

- A.** Exit the room.
- B.** Close the door.

5 Hand hygiene



6 Remove mask/respirator



- A.** Bend forward slightly and carefully remove the mask from your face by touching only the ties or elastic bands.
- B.** Start with the bottom tie, then remove the top tie.
- C.** Throw the mask in the garbage.

Front of mask is contaminated – DO NOT TOUCH

7 Hand hygiene

